

CAD / CAM SKILLS RECORD SHEET 2

Drawing a Tangram Puzzle:

By each stage is the tools you will use to draw the shape you see. Listen carefully to the instructions

T1

Starting 2D Designer



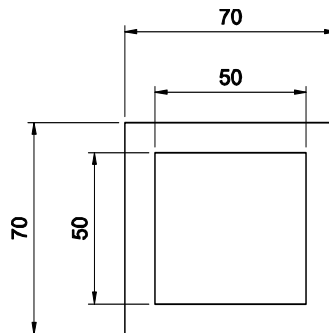
Setting the **layout** (paper) size

setup

Setting the **Grid**



T2



Using the **Zoom Tools**



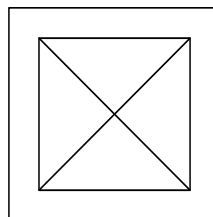
Drawing **Shapes**



Undo tool



T3

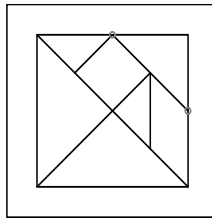


Drawing **Lines**

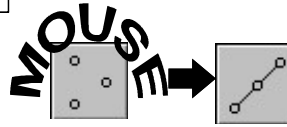


CAD / CAM SKILLS RECORD SHEET 2

T4



Dividing Lines



Using the Attach Tool




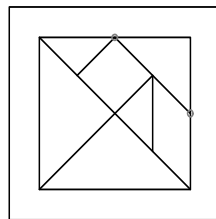
Drawing lines using Radial Lock



Deleting part of an Object



T5



Copying Objects

Edit > Copy

Pasting Objects

Edit > Paste

Drawing Text



Changing Object sizes


Setting Step Lock



Setting Line Colours



Setting Fill Colours



END