

CAD / CAM SKILLS RECORD SHEET 1

Drawing a key fob:

By each stage is the tools you will use to draw the shape you see. Listen carefully to the instructions

K1

Starting 2D Designer



Setting the **layout** (paper) size

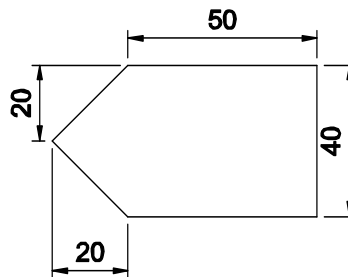
setup

Setting the **Grid**



GRID
LOCK

K2



Using the **Zoom Tools**



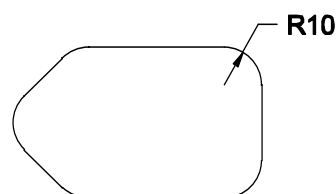
Drawing **Lines**




Undo tool

UNDO
LAST

K3



Filleting lines

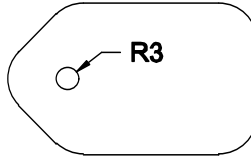


Name: _____

Date: _____

CAD / CAM SKILLS RECORD SHEET 1

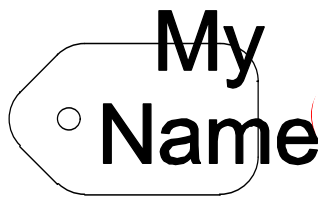
K4



Drawing measured circles



K5



Drawing Text



K6



Changing Object sizes



Setting Step Lock



K7



Setting Line Colours

END