

# CAD / CAM SKILLS RECORD SHEET 1

## Drawing a key fob:

By each stage is the tools you will use to draw the shape you see. Listen carefully to the instructions

### K1

Starting 2D Designer



Setting the **layout** (paper) size



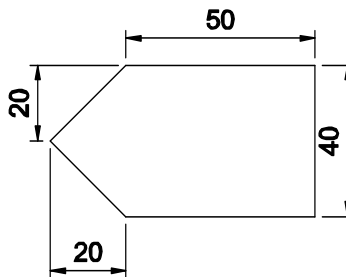
setup

Setting the **Grid**



GRID  
LOCK

### K2



Using the **Zoom Tools**



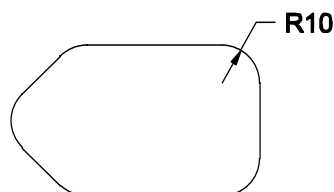
Drawing **Lines**



**Undo** tool



### K3

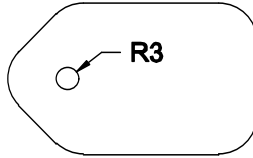


**Filleting** lines

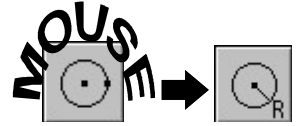


# CAD / CAM SKILLS RECORD SHEET 1

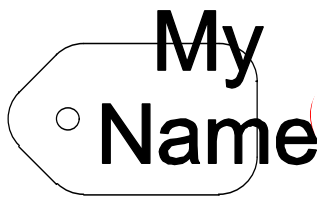
## K4



Drawing measured circles



## K5



Drawing Text



## K6



Changing Object sizes



Setting Step Lock



## K7



Setting Line Colours



# END