

SHELTER FROM THE STORM

When large numbers of people have to move away from their homes because of flood, war or famine, many countries and charities now help them set up temporary shelters.

The Red Cross family packs sent to Fiji after a cyclone in 2002 contained:

- **Clothing**
- **Cooking utensils**
- **Blankets**
- **Towels**
- **Soap**
- **Antiseptic cream**
- **First aid supplies**
- **Mosquito coils**
- **Polythene sheeting**

Often the quickest way to send shelter is to send plastic sheets, like the ones used for camping.

Each family is given 2 sheets of thick flexible plastic (PVC) sheeting 8 metres x 5 metres as well as ropes, and stakes to knock into the ground.

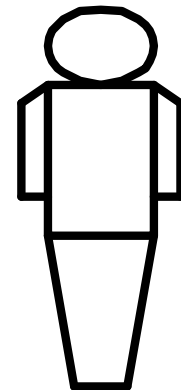
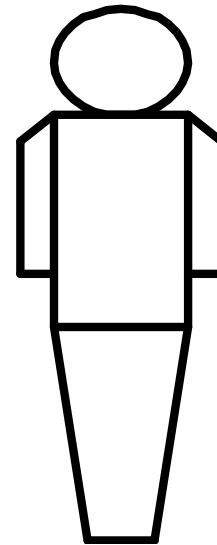
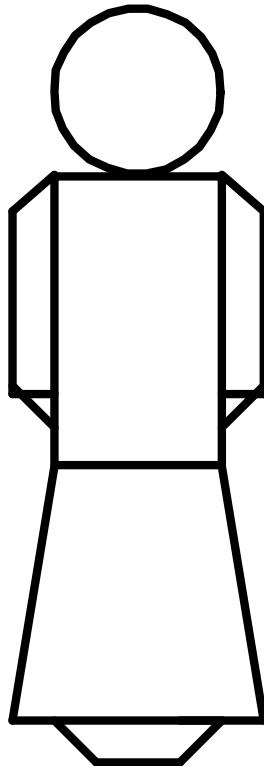
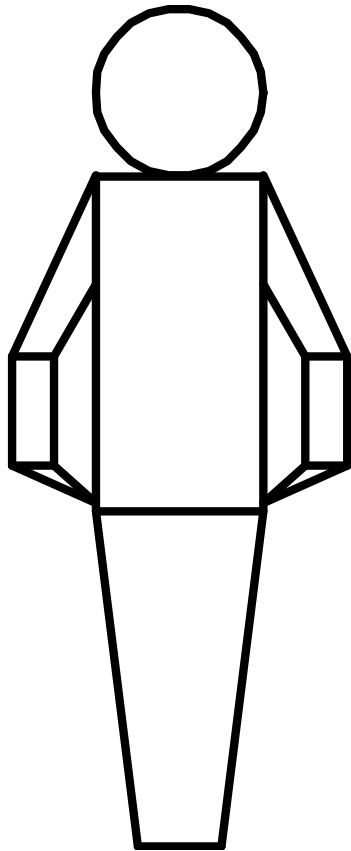
These are photos of refugee shelters in a refugee camp, provided by Oxfam.



Task 1:

Using an 2 x A3 pieces of plastic sheeting and 6 of the sticks, can you make a shelter for a family. Use sellotape to stick it down.

Cut out the people shapes on the next page to help you get the right size. You can fold the figures to make them sitting down



SHELTER FROM THE STORM

Families who have to live a long time in their shelters often adapt them



Here the families have built around their shelter
Why do you think they do this?

Task 3:

Families will bring animals with them. Cut out these 2 goat shapes and add an area to your shelter for them

